
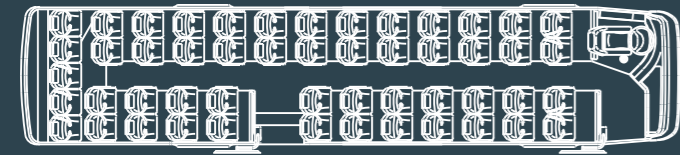
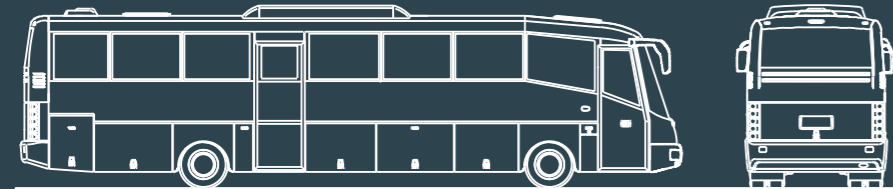


Bus  
**SOR LH 12**  
Coach





type	SOR LH 12		Coach	
	doors		back door	middle door
parameters	length	mm	11 820	11 820
	width	mm	2 525	2 525
	height	mm	3 255	3 255
	axle base	mm	6 180	6 180
	front overhang	mm	2 380	2 380
	rear overhang	mm	3 260	3 260
body	number of doors		2	2
	front door width	mm	810	810
	back door width	mm	660	720
	get on height	mm	340	340
	front floor height	mm	1 000	1 000
	luggage space	m <sup>3</sup>	8	7,7
weight	operating	kg	10 400	10 400
	max. techn. acceptable	kg	16 500	16 500
capacity	for sitting		51	51
	for standing		-	-
	total		51	51
properties	design speed	km/h	100	100
	outer contour radius	mm	11 100	11 100
	approach angle	°	9	9
	departure angle	°	8	8
engine	Iveco Tector F4AE3682A		220 kW / 1 050 Nm EURO 5	
transmission	ZF 6S 1010 B0		manual 6+1 / 6,75-0,83 R6,21	
retarder	Voith R 120		hydraulic	
front axle	SOR C 004		independent suspension	
rear axle	DANA G150		solid, single stage reduction, i=3,91	
suspension	pneumatic		pulsating springs; front 2 / back 4	
shock-absorber	Brano		fluid, front 2 / back 4	
wheels	tires		285 / 70- R19,5	
	disc		19,5x7,5"	
brakes	Wabco PAN19-1		disc, air-controlled	
ABS/ASR	Wabco		system 4S/4M, version E	
steering	RBL C 500V		hydraulic compact	
independent heating	Eberspaecher Hydronic 24		oil, power 24 kW	
wiring	standard		electric vehicle equipment	
	CAN-bus SAE 1939		communication to vehicle electronic systems	
batteries	Varta		24V / 170 Ah	
air-conditioning	Carrier-Sütrak AC 313		24 kW	
optional accessories			- electronic control of suspension Wabco ECAS - automatic transmission ZF 6S 1010 B0 - DVD,LCD, coffee machine, icebox, passenger seat	

The manufacturer reserves the right to change the specifications without prior notice.

# Bus SOR LH 12 Coach